

VF Series of LEDs Bargraph Meter Modules

PPM130PC-665S

30 Segments Fixed Color Audio Level Meter Module

VF


S

SUMMARIZE

VF series PPM LED bargraph meter modules can accept and interpret audio signal and programme signal which is transmitted by lines and generate audio level for display. The module can achieve PPM peak programme level meter's bar display, bar display with peak-hold, dot display and dot display with peak-hold by keyboard. Sensitivity of transmission channel can be adjusted by the parts on module, so display's dynamic range can be adjusted easily.

Audio input can connect the signal to the preamplifier (circuit) or power amplifier output port by PH port connector or other two connectors. The signal is sent to the LED bar to display after peak detection, transfer amplification and processed by software. Because of wide impedance match range, the module can be widely used in the volume display of audio system's audio output, sound console output, programme signal transmitted by lines, volume output by power amplifier and the peak programme level in the process of programme recording. It can monitor the peak level of the signal well, in case of the audio system overmodulation or overload.

The module has wide range power supply, low power consumption. The bargraph can be a single color, such as red, green, yellow etc. or can be two or more colors to display separately, which represent different function region and improve the visual effect of programme.



[Http://www.barmeter.com](http://www.barmeter.com)

■ DESCRIPTIONS

- **Input Impedance:** 200kohm,balanced
100kohm,unbalanced
- **Output Level For '0' Indication:** +6dB(at default state)*
- **Input Range:** -40dB~-3dB(at default state)
- **Amplitude-Frequency Characteristic:** 1dB±1segment
[31.5Hz~16KHz]
- **Sensitivity Adjustment Range:** 3 dB
- **Response Time:** 10 ms
- **Return Time:** 1.5 s
- **Peak Hold Time:** 2 s
- **Peak Return Time:** 3 s
- **Effective Beam Number:** 30 segments
- **Bargraph Length:** 66 mm
- **Bargraph Width:** 4.5 mm
- **Active Area:** 4.5x67.8 mm
- **Segment Pitch:** 2.3 mm
- **Power Supply and Range:**
 - Non-isolated** Normal: DC5V±10%
Optional: DC12V (10~15V)
DC24V (20~28V)
 - Isolated** DC5V±5%, DC12V±5%, DC24V±5%
Insulating Intension: DC1000V 1min
- **Power Consumption:** 360mW(F.S.)
- **Environment:** -30 ~ 70°C & <85%RH

* default state: the 26th segment is '0' reference indication, reference voltage is 1.55V(+6dB), dB is the decibel until which take 0.775V as parameter value.

■ ORDER CODE

Bar Color	Red	Green	Yellow	20Green+5Yellow+5Red
Order Code	7011	7021	7031	7041

■ MODEL AND ORDERING CODE

PPM130PC-665S 05 C A 71041

Order Code
(View 'ORDER CODE')

Measure Port Type {
A: PH2.0
B: DG350
C: VC350

Power Mode {
C: Non-isolated
G: Isolated *

Power Supply {
05: DC 5V
12: DC 12V
24: DC 24V

Model

* When choose isolated power mode, signal's unbalanced input cannot be used.

BARMETER®

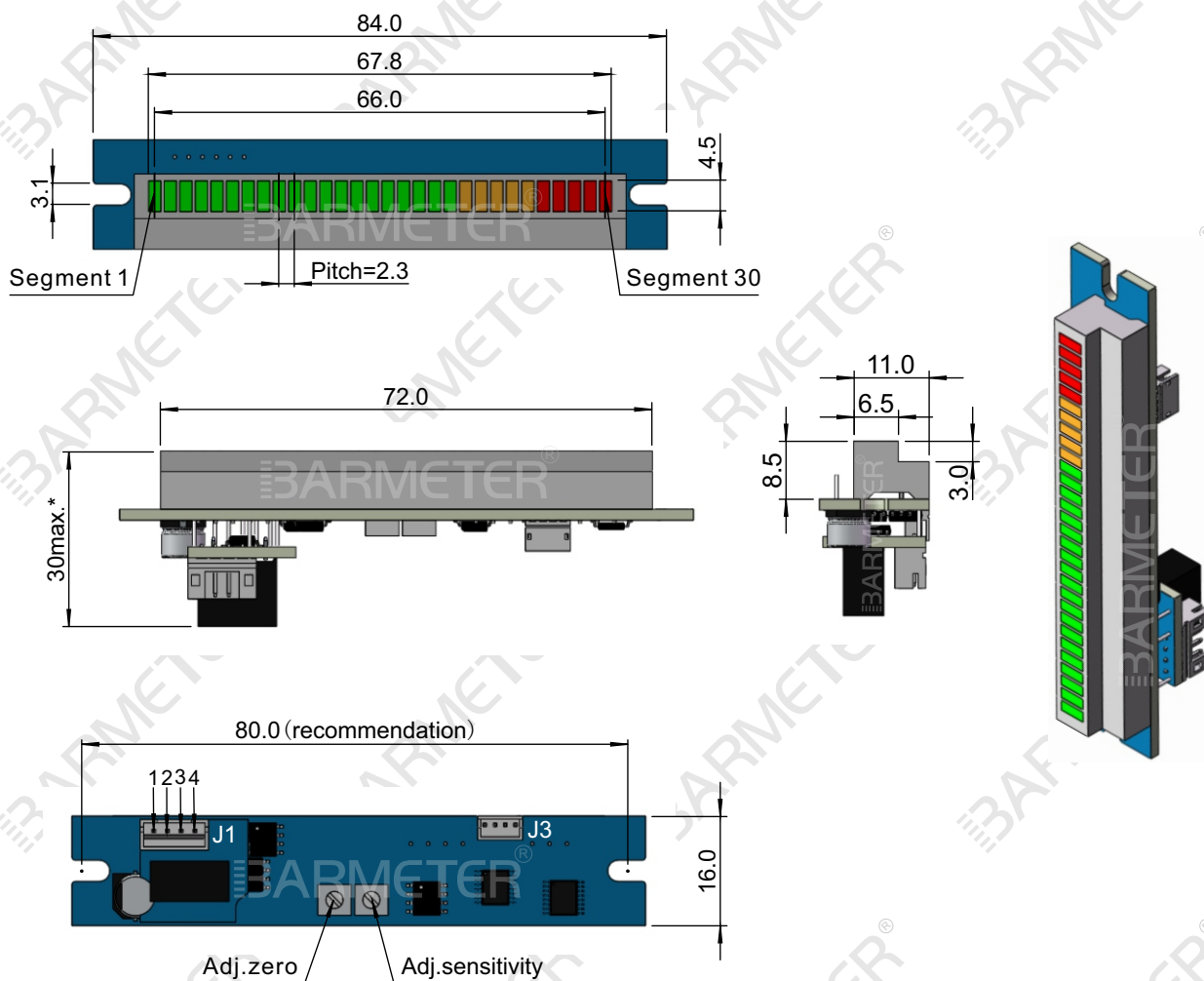
Barmeter Electronics Co.,Ltd.

TEL: 86-21-68065675 FAX: 68065673 [Http://www.barmeter.com](http://www.barmeter.com)
No.5998 Yanggao Rd(S).Shanghai Email: sales@barmeter.com

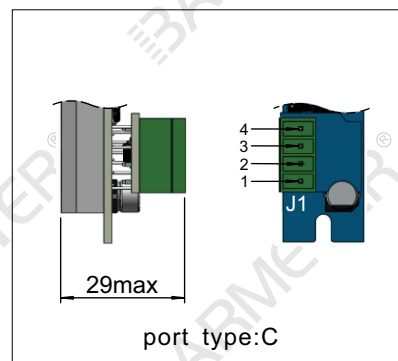
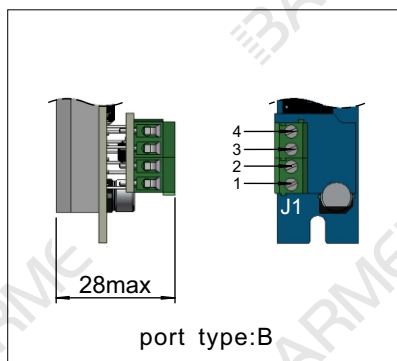
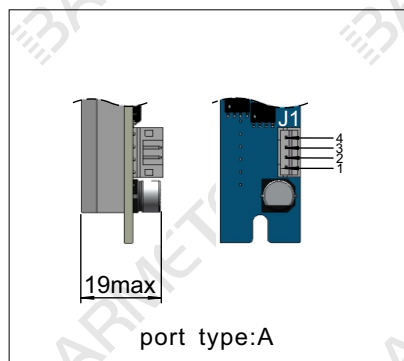
■ DIMENSION AND LOCATION OF THE PORT

• MODULE

Unit:mm



* When choose 24V or isolated power supply.



VF Series of LEDs Bargraph Meter Modules

PPM130PC-665S

30 Segments Fixed Color Audio Level Meter Module

VF

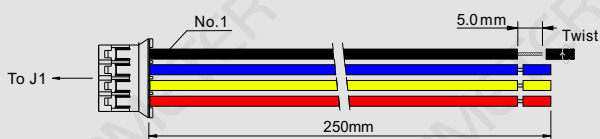
S

PORT(J1) DEFINITION AND OPTIONS

Pin No.	Symbol	Wire color	Definition
1	PS(-)	Black	Power Supply Negative
2	IN(C)	Blue	Audio Input Cold Side
3	IN(H)	Yellow	Audio Input Hot Side
4	PS(+)	Red	Power Supply Positive

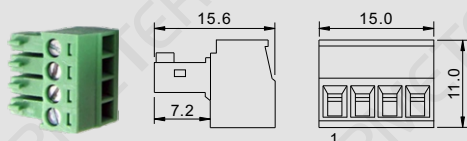
CONNECTOR (Accessories for port type A)

WPH-204L25-1



AMPHENOL CONNECTOR (Accessories for port type C)

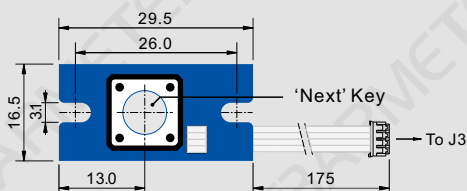
K350-4



Unit:mm

KEYBOARD

K1B12L20-1



Unit:mm

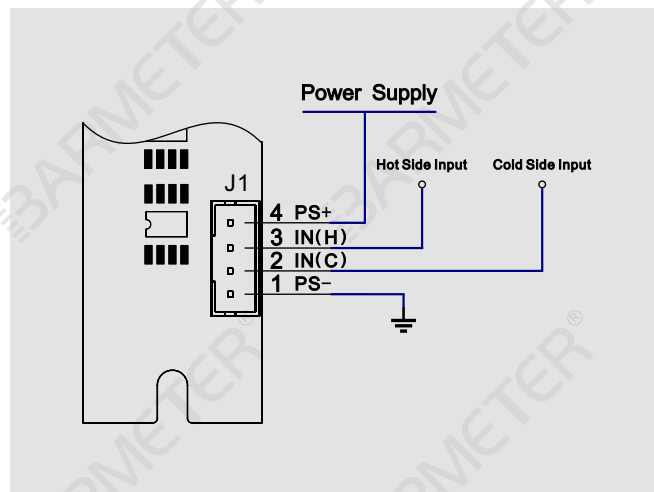
NOTES

Press the 'Next' key repeatedly, the module can switch with bar display with peak-hold, bar display, dot display with peak-hold and dot display.

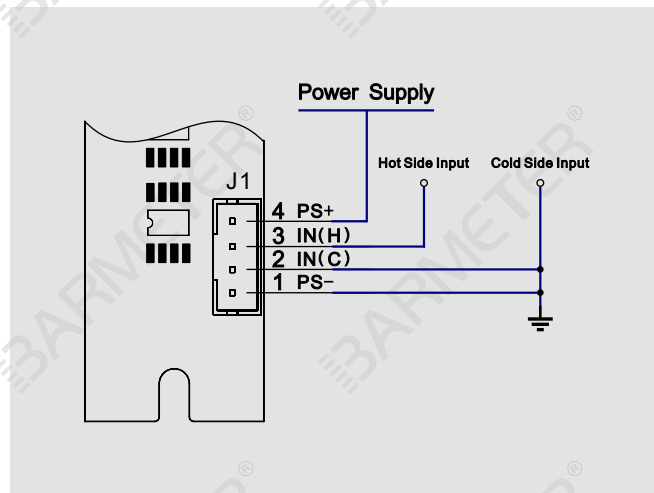
The display mode has memory function. The mode will stay until the 'Next' key is pressed.

APPLICATION EXAMPLES

BALANCED INPUT CONNECTIONS



UNBALANCED INPUT CONNECTIONS



COPYRIGHT NOTICE

Barmeter Electronics possess industrial and intellectual property rights including product appearance, hardware circuit and software, which are protected by patents and copyright. Any organization or individual can not compile and issue this datasheet without our authorization. The function of our products is continuously improving and the version of datasheets will be updated in time. Hope customers will give attention to us.

BARMETER

Barmeter Electronics Co., Ltd.

TEL: 86-21-68065675 FAX: 68065673 Http://www.barmeter.com
No.5998 Yanggao Rd(S).Shanghai Email: sales@barmeter.com